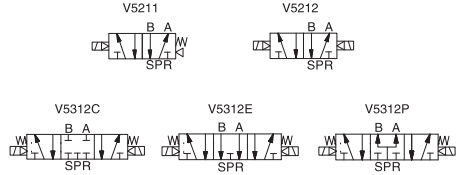


V series standard/ N series low power solenoid valve (5/2,5/3 way)



V series 2.22



How to Order?

Standard solenoid valve

Series No.	Ways	Positions	Valve body size	Controls	Original status	Port size	ID Code	Voltage	Connection mode	Cover color	Valve color	Thread type
V	5:5 ways	2: 2 positions 3: 3 positions	1: 1Series 2: 2Series 3: 3Series 4: 4Series	1: Single control 2: Double control	C: Center close P: Center pressure E: Center exhaust (Only for 5/3 way)	M5: M5 06: 1/8" 08: 1/4" 10: 3/8" 15: 1/2"	Blank: standard type A: Amisco coil	E1: AC110V E2: AC220V E3: AC380V E4: DC24V E5: DC12V	Blank: DIN connector F: Flying leads	Blank: Brown translucent J: Colorless and translucent	Blank: Black W: White	Blank: G P: PT T: NPT

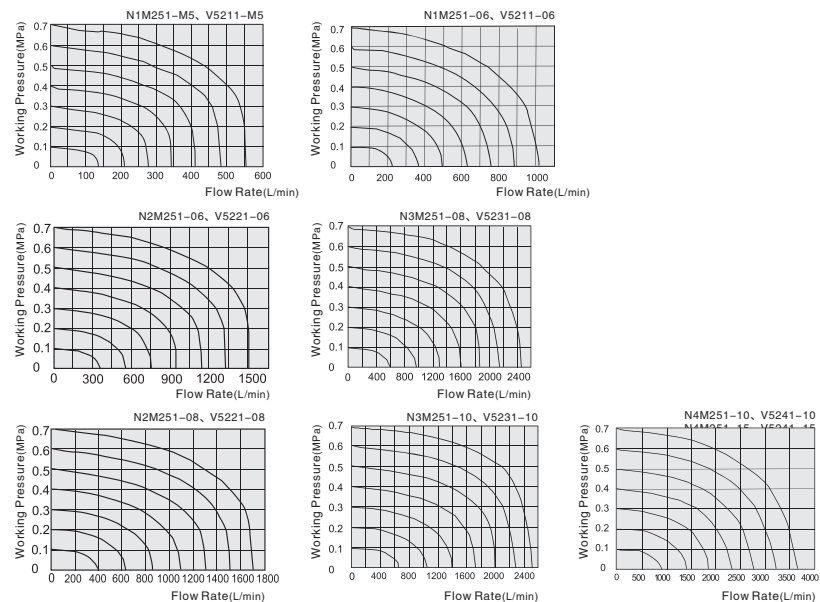
Order Example:

V series solenoid valve, 2 series valve body size, 5/2 way, single control, 1/4" port size, standard coil, DC24V, DIN connector, G thread, ERP code is: V5221-08E4

Specifications

Model NO.	V5211-M5 V5212-M5 V5312-M5	V5211-06 V5212-06 V5312-06	V5221-06 V5222-06 V5322-06	V5221-08 V5222-08 V5322-08	V5231-08 V5232-08 V5332-08	V5231-10 V5232-10 V5332-10	V5241-10 V5242-10 V5342-10	V5241-15 V5242-15 V5342-15
Port size	M5	G1/8	G1/8	G1/4(Ex.G1/8)	G1/4	G3/8(Ex.G1/4)	G3/8	G1/2
Sectional area(mm ²)	5/2:5.5(CV=0.31) 5/3:5.5(CV=0.28)	5/2:12(CV=0.67) 5/3:9(CV=0.50)	5/2:14(CV=0.78) 5/3:12(CV=0.67)	5/2:16(CV=0.89) 5/3:12(CV=0.67)	5/2:25(CV=1.40) 5/3:18(CV=1.00)	5/2:30(CV=1.68) 5/3:18(CV=1.00)	5/2:50(CV=2.79) 5/3:30(CV=1.67)	5/2:50(CV=2.79) 5/3:30(CV=1.67)
Working medium	Clean air(After 40 μm filtration)							
Acting type	Pilot type							
Lubrication	Not required							
Working pressure(MPa)	0.15-0.8							
Guaranteed pressure(MPa)	1.2							
Working temperature(°C)	-5-60							
Voltage range	-15%~10%							
Power consumption	DC:2.8W ; AC:3.0VA			DC:4.8W ; AC:5VA				
Insulation class	Class F							
Protective class	IP65(DIN40050)							
Max. acting frequency	5/2: 5 Cycles/s; 5/3: 3 Cycles/s							
Activate time(S)	<0.05							
Weight(g)	V5211: 110 V5212: 171 V5312: 181		V5221: 209 V5222: 314 V5322: 357		V5231: 289 V5232: 400 V5332: 450		V5241: 528 V5242: 638 V5342: 727	

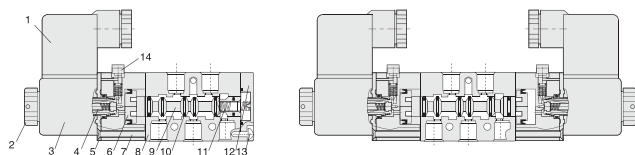
Flow Chart



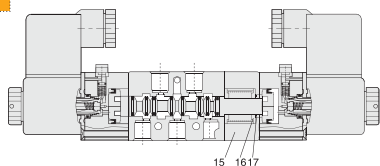
Internal structure

Single solenoid valve

Double solenoid valve



5/3 solenoid valve

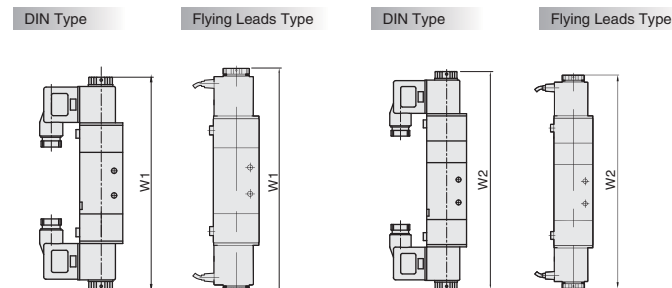


NO.	Part name	Material
1	Connector	Engineering plastic
2	Nut	POM+Carbon steel
3	Coil	Cu
4	Pilot units	
5	Plate	Carbon steel
6	Piston	POM
7	Screw	Carbon steel
8	Valve body	Aluminum alloy
9	Spool	Aluminum alloy
10	O-ring	HNBR
11	Spring	Stainless steel
12	Rear cover	Zinc alloy
13	Screw	Alloy steel
14	Manual override	Engineering plastic
15	Back seat	Aluminum alloy
16	Spring seat	Aluminum alloy
17	C-type buckle	65Mn

Main Dimension

Double solenoid valve

5/3 solenoid valve



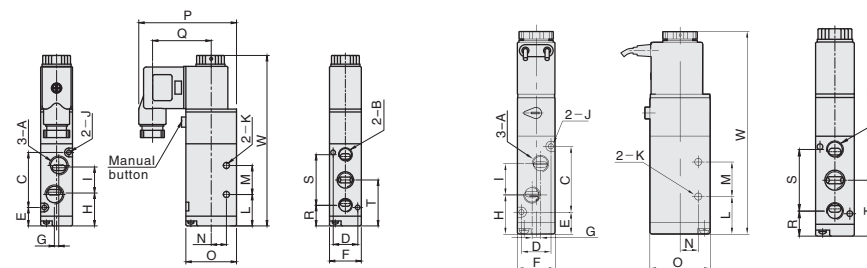
Model/Sign	W1	W2
V5212	140.6	-
V5222	172	-
V5232	191	-
V5242	222	-
V5312	-	155.6
V5322	-	191
V5332	-	210
V5342	-	244

Note: The dimensions of N series and V series are same.

Main Dimension

Single solenoid valve

DIN Type Flying Leads Type



Model/Sign	A	B	C	D	E	F	G	H	I	J	K	L	M	N	O	P	Q	R	S	T	W
V5211-M5	M5	M5	30	13	13.2	18	0	21	14.5	3.3	3.3	21.2	14	9.5	27	54.8	32.8	14.5	27.5	28.2	98.5
V5211-06	G1/8	G1/8	30	13	13.2	18	3	20.2	16	3.3	3.3	21.2	14	9.5	27	54.8	32.8	14.5	27.5	28.2	98.5
V5221-06	G1/8	G1/8	38	17	12.7	22	0	22.7	18	3.3	4.3	21.7	20	10.5	35	67.5	40.5	14.2	36	31.7	117.7
V5221-08	G1/4	G1/8	38	17	12.7	22	3	21.7	20	3.3	4.3	21.7	20	10.5	35	67.5	40.5	14.2	36	31.7	117.7
V5231-08	G1/4	G1/4	50	20	15	27	0	28	24	4.3	4.3	28	24	13.5	40	70	40.5	17.5	45	40	135.5
V5231-10	G3/8	G1/4	50	20	15	27	4	28	24	4.3	4.3	28	24	13.5	40	70	40.5	17.5	45	40	135.5
V5241-10	G3/8	G3/8	72	27	21	34	0	39	36	4.3	5.5	43	28	17.5	50	75	40.5	25.5	63	57	168
V5241-15	G1/2	G1/2	72	27	21	34	4	39	36	4.3	5.5	43	28	17.5	50	75	40.5	25.5	63	57	168

Note: The dimensions of N series and V series are same.