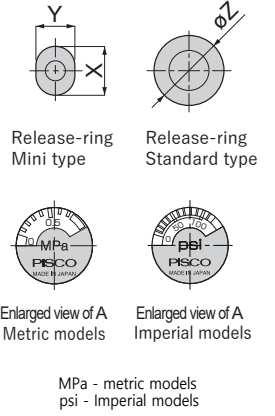
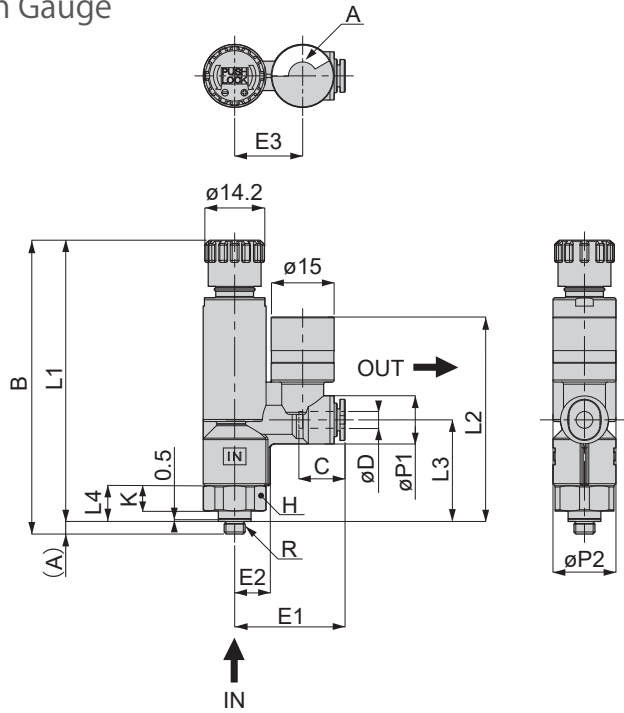


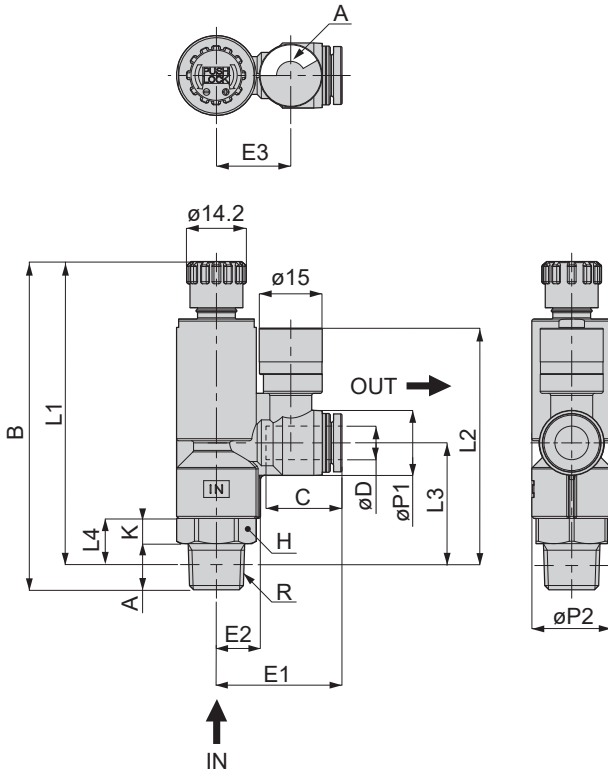
RVCMP Right Angle type with Gauge



Straight thread



Tapered pipe thread



Unit : mm

Model	Tube O.D. øD	R	A	B		L1		L2	L3	L4	øP1	øP2	Tube End C	E1	E2	E3	Hex. H	K	Release-ring			Weight (g)	Price (\$)
				max.	min.	max.	min.												øZ	X	Y		
RVCMP5/32-U10U	5/32"	10-32UNF	3	70	67.4	67	64.4	48.7	24.2	8.5	11.5	15	11	26.3	8.5	16.2	9/16"	6	-	9.8	7.8	28	36.36
RVCMP5/32-N1U		1/8NPT	8	71.5	68.9	67.4	64.8	49.1	24.6	8.9													
RVCMP1/4-N1U	1/4"	1/8NPT	8	71.5	68.9	67.4	64.8	49.1	24.6	8.9	11.5	15	11.4	26.9	8.5	16.2	9/16"	5	-	11.8	9.8	29	41.64
RVCMP1/4-N2U		1/4NPT	11	78.2	75.6	72.4	69.8	56.5	29.2	11.2													
RVCMP5/16-N1U	5/16"	1/8NPT	8	71.5	68.9	67.4	64.8	51.9	24.6	8.9	15.5	15	18.1	28.4	8.5	16.2	9/16"	5	13.8	-	-	32	43.45
RVCMP5/16-N2U		1/4NPT	11	78.2	75.6	72.4	69.8	56.5	29.2	11.2													
RVCMP4-M5	4	M5x0.8	3	70	67.4	67	64.4	48.7	24.2	8.5	11.5	15	11	26.3	8.5	16.2	14	6	-	9.8	7.8	29	36.36
RVCMP4-01		R1/8	8	71.5	68.9	67.5	64.9	49.2	24.7	9													
RVCMP6-M5	6	M5x0.8	3	70	67.4	67	64.4	48.7	24.2	8.5	11.5	15	11.6	26.7	8.5	16.2	14	6	-	11.8	9.8	29	38.18
RVCMP6-01		R1/8	8	71.5	68.9	67.5	64.9	49.2	24.7	9													
RVCMP6-02	6	R1/4	11	78.2	75.6	72.2	69.6	56.3	29	11	15.5	19	17	30	10.5	17.7	17	6	11.8	-	-	49	44.09
RVCMP8-01		R1/8	8	71.5	68.9	67.5	64.9	52	24.7	9													
RVCMP8-02	8	R1/4	11	78.2	75.6	72.2	69.6	56.3	29	11	15.5	19	18.1	29.9	10.5	17.7	17	6	13.8	-	-	49	45.91

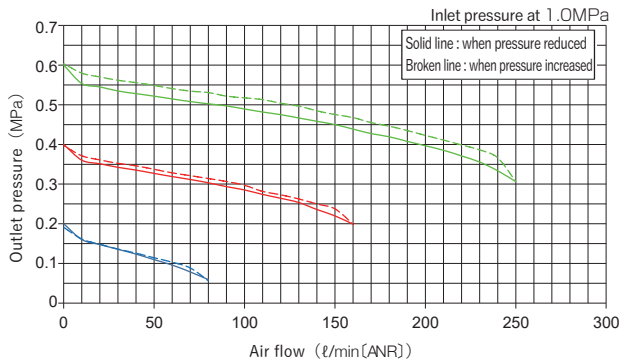
※) L1, L2 dimensions are of the ones after installation.

Characteristics for Right Angle regulator (RVCP) • Right Angle regulator with Gauge (RVCMP)

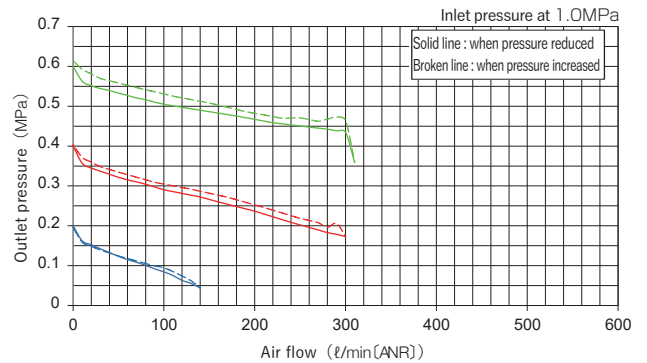
■ Flow characteristics

RVCP5/32-U10U, RVCMP5/32-U10U

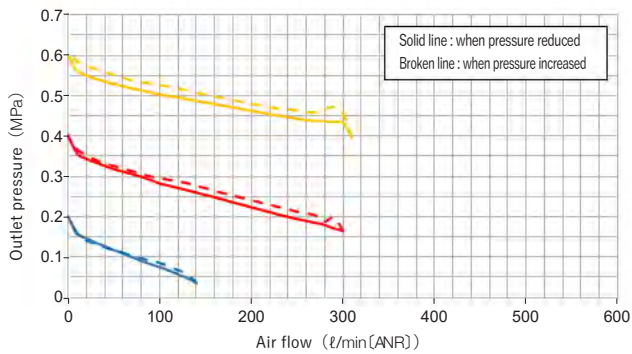
RVCP4-M5, RVCMP4-M5



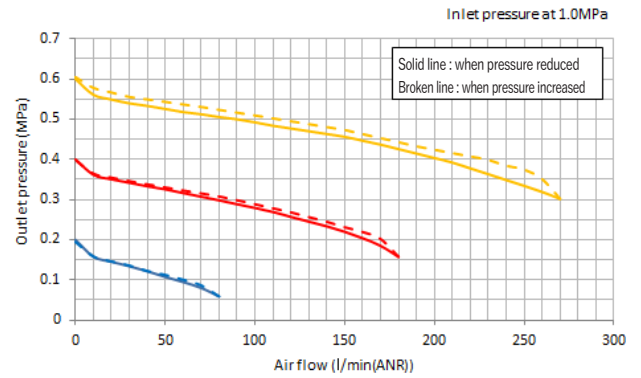
RVCP6-M5, RVCMP6-M5



RVCP1/4-U10U



RVCP3/16-U10U



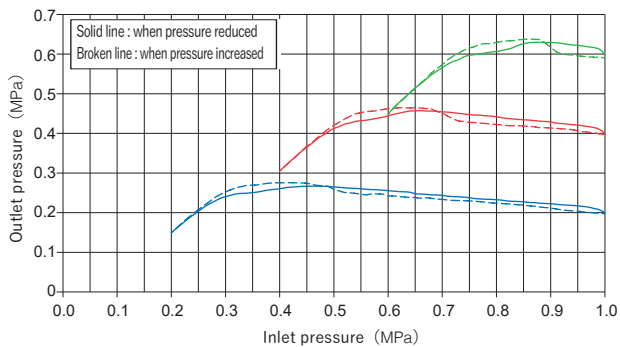
■ Pressure characteristics ※1)

RVCP5/32-U10U, RVCMP5/32-U10U

RVCP1/4-U10U, RVCMP3/16-U10U

RVCP4-M5, RVCMP4-M5

RVCP6-M5, RVCMP6-M5



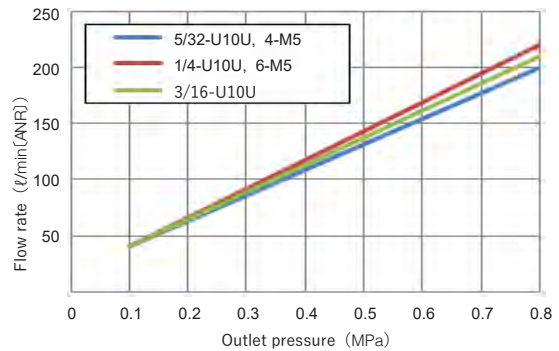
■ Free flow ※2)

RVCP5/32-U10U, RVCMP5/32-U10U

RVCP1/4-U10U, RVCMP3/16-U10U

RVCP4-M5, RVCMP4-M5

RVCP6-M5, RVCMP6-M5

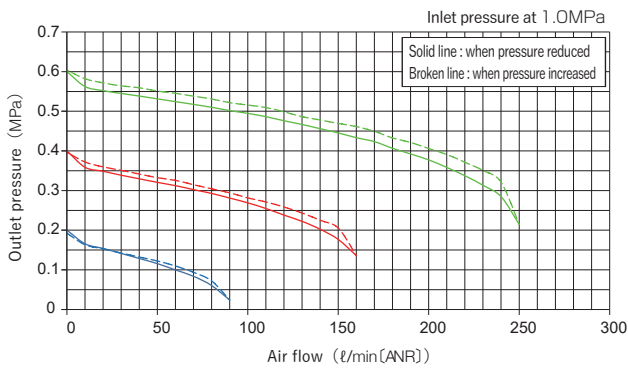


※ 1) The inlet pressure changes from 1.0MPa → Set pressure (0.2, 0.4 and 0.6MPa) → 1.0MPa

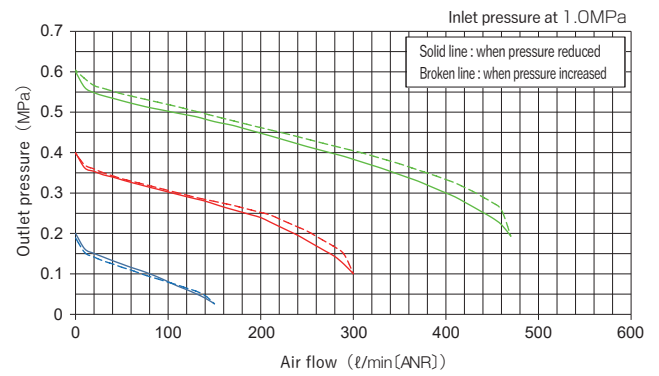
※ 2) Air flow from the outlet port to the inlet port

Flow characteristics

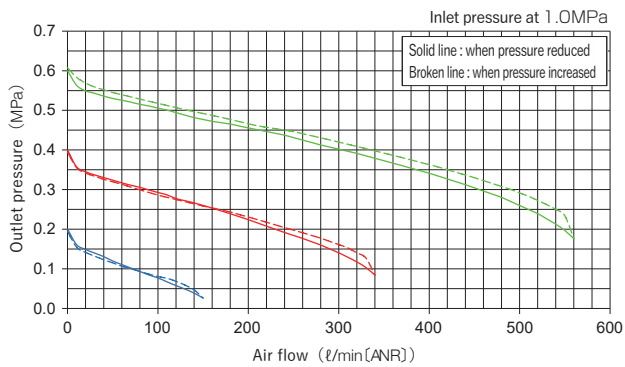
**RVCP5/32-N1U, RVCMP5/32-N1U
RVCP4-01, RVCMP4-01**



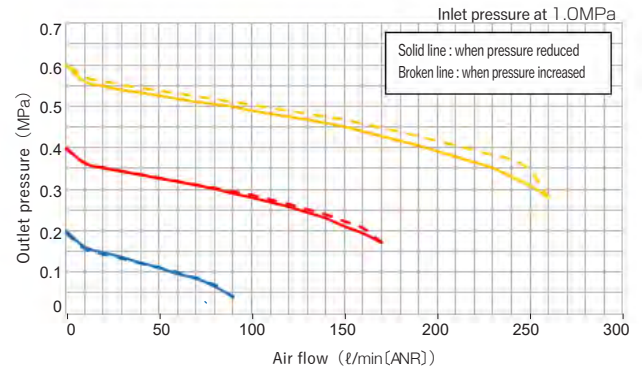
RVCP6-01, RVCMP6-01



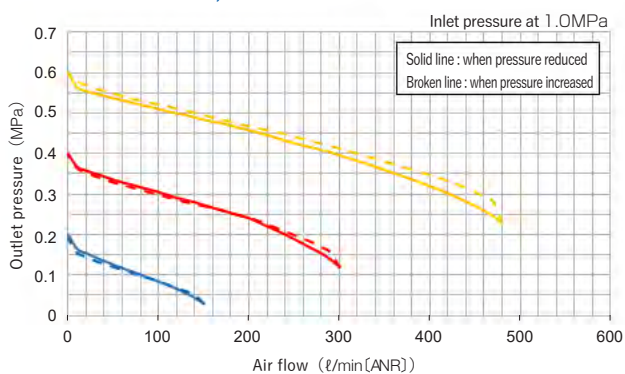
**RVCP5/16-N1U, RVCMP5/16-N1U
RVCP8-01, RVCMP8-01**



RVCP3/16-N1U

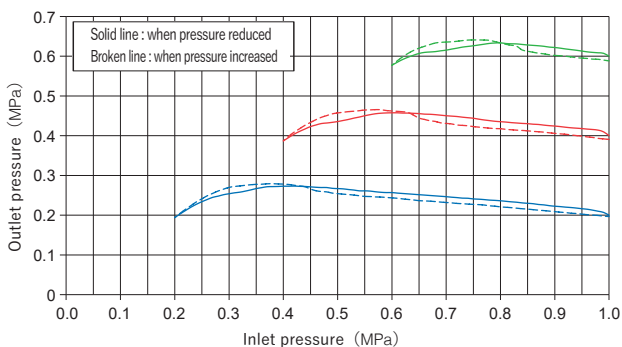


RVCP1/4-N1U, RVCMP1/4-N1U



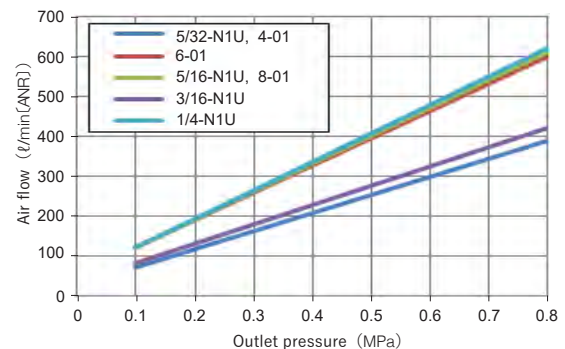
Pressure characteristics ※1)

- RVCP5/32-N1U, RVCMP5/32-N1U
- RVCP1/4-N1U, RVCMP1/4-N1U, RVCP3/16-N1U
- RVCP5/16-N1U, RVCMP5/16-N1U
- RVCP4-01, RVCMP4-01
- RVCP6-01, RVCMP6-01
- RVCP8-01, RVCMP8-01



Free flow ※2)

- RVCP5/32-N1U, RVCMP5/32-N1U
- RVCP1/4-N1U, RVCMP1/4-N1U, RVCP3/16-N1U
- RVCP5/16-N1U, RVCMP5/16-N1U
- RVCP4-01, RVCMP4-01
- RVCP6-01, RVCMP6-01
- RVCP8-01, RVCMP8-01



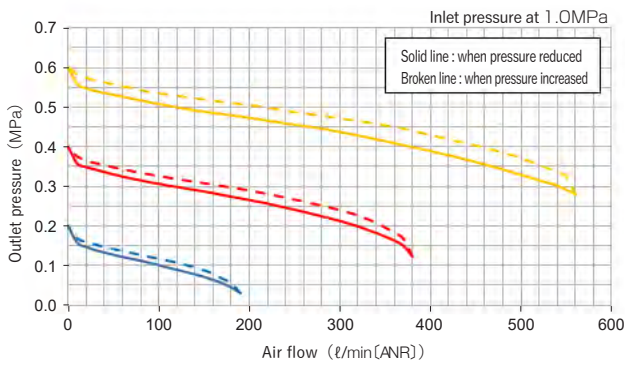
※1) The inlet pressure changes from 1.0MPa → Set pressure (0.2, 0.4 and 0.6MPa) → 1.0MPa

※2) Air flow from the outlet port to the inlet port

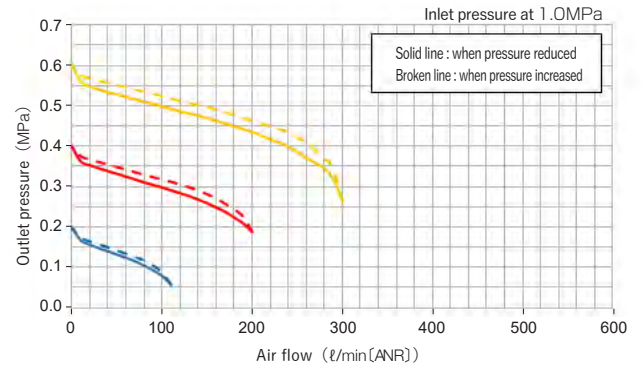
Compact size regulator Push-lock

Flow characteristics

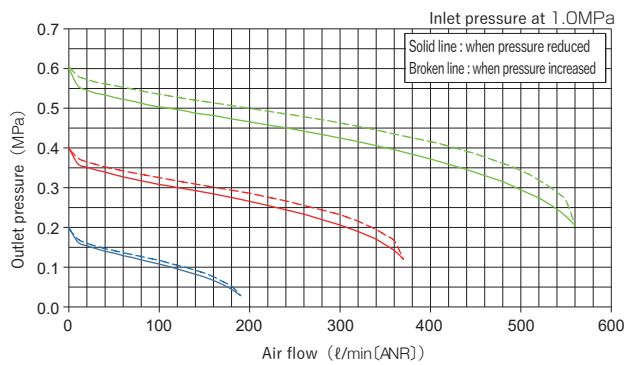
RVCP1/4-N2U, RVCMP1/4-N2U



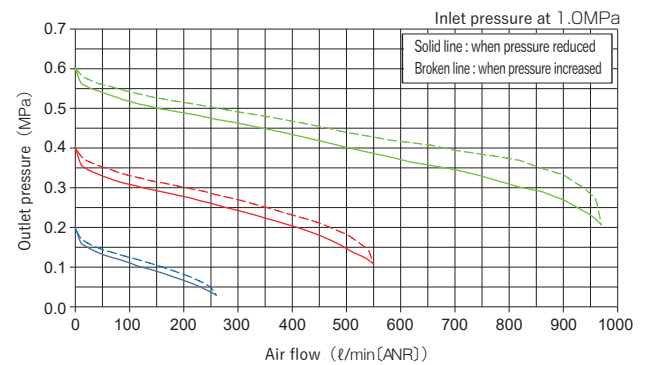
RVCP3/16-N2U



RVCP6-02, RVCMP6-02

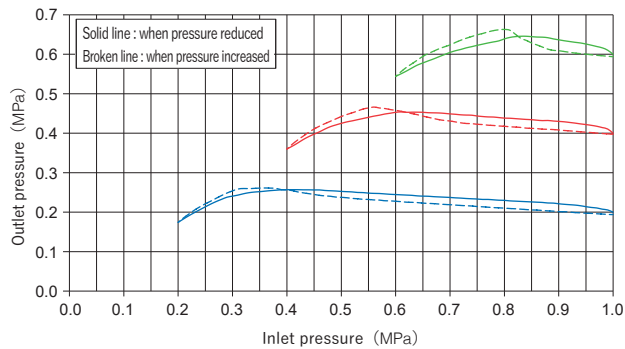


RVCP5/16-N2U, RVCMP5/16-N2U
RVCP8-02, RVCMP8-02

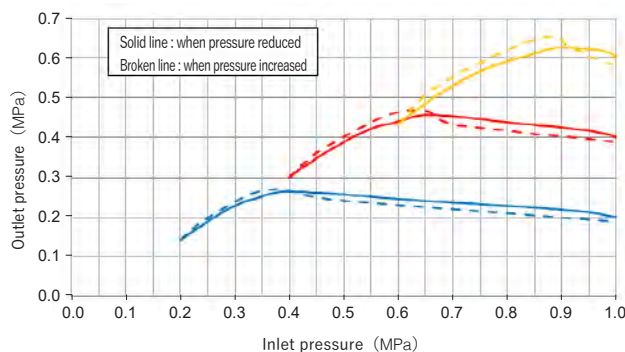


Pressure characteristics ※1)

RVCP1/4-N2U, RVCMP1/4-N2U
RVCP5/16-N2U, RVCMP5/16-N2U
RVCP6-02, RVCMP6-02
RVCP8-02, RVCMP8-02

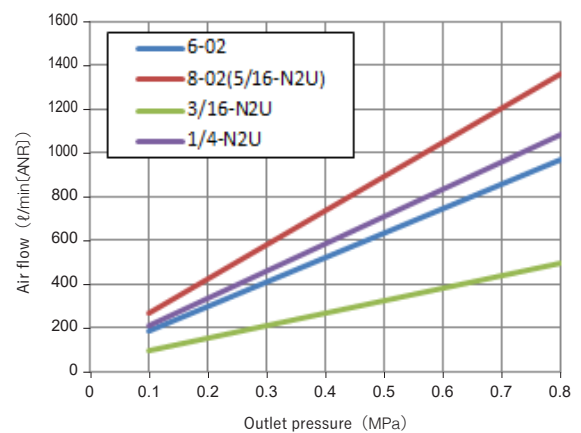


RVCP3/16-N2U



Free flow ※2)

RVCP1/4-N2U, RVCMP1/4-N2U, RVCP3/16-N2U
RVCP5/16-N2U, RVCMP5/16-N2U
RVCP6-02, RVCMP6-02
RVCP8-02, RVCMP8-02



※1) The inlet pressure changes from 1.0MPa → Set pressure (0.2, 0.4 and 0.6MPa) → 1.0MPa

※2) Air flow from the outlet port to the inlet port