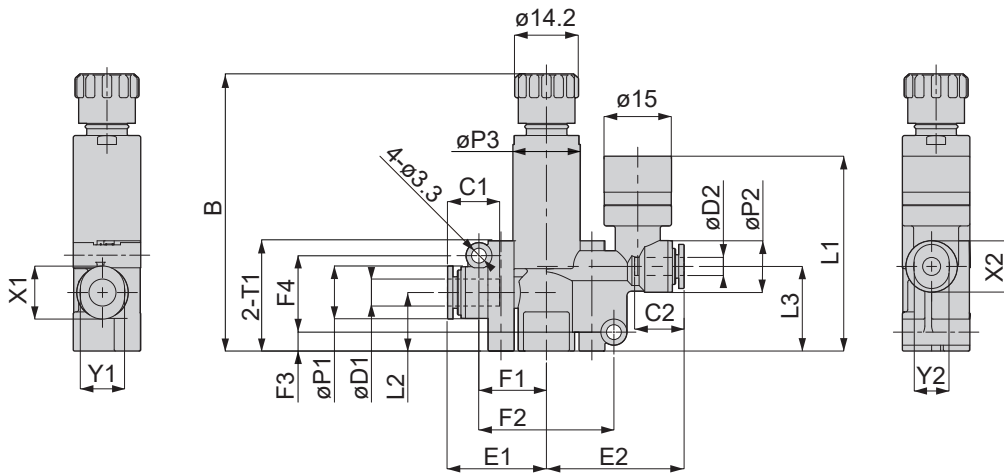
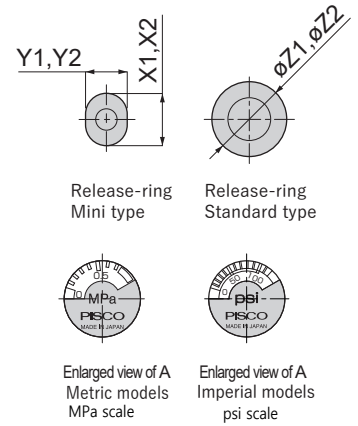
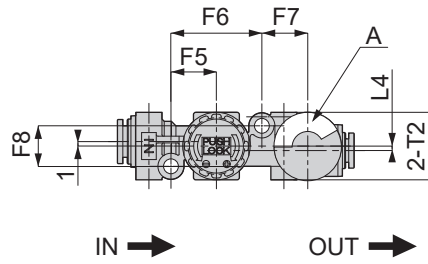


RVUMP In-Line type with Gauge



Unit : mm

Model	Tubing O.D. øD1	Tubing O.D. øD2	B		L1	L2	L3	L4	øP1	øP2	øP3	Tube End C1	Tube End C2	E1	E2
			max.	min.											
RVUMP5/32-5/32	5/32	5/32	61.6	59	43.3	13	18.8	1	11.5	11.5	15	11	11	21.6	30.6
RVUMP1/4-5/32	1/4	5/32	61.6	59	43.3	13	18.8	1	11.5	11.5	15	11.4	11	22.2	30.6
RVUMP1/4-1/4		1/4											11.4		
RVUMP5/16-1/4	5/16	1/4	65.7	63.1	49.8	15	22.5	-	15.5	15.5	19	18.1	17	28.6	33
RVUMP5/16-5/16		5/16											18.1		
RVUMP4-4	4	4	61.6	59	43.3	13	18.8	1	11.5	11.5	15	11	11	21.6	30.6
RVUMP6-4	6	4	61.6	59	43.3	13	18.8	1	11.5	11.5	15	11.6	11	22	30.6
RVUMP6-6		6											11.6		
RVUMP8-6	8	6	65.7	63.1	49.8	15	22.5	-	15.5	15.5	19	18.1	17	28.6	33
RVUMP8-8		8											18.1		

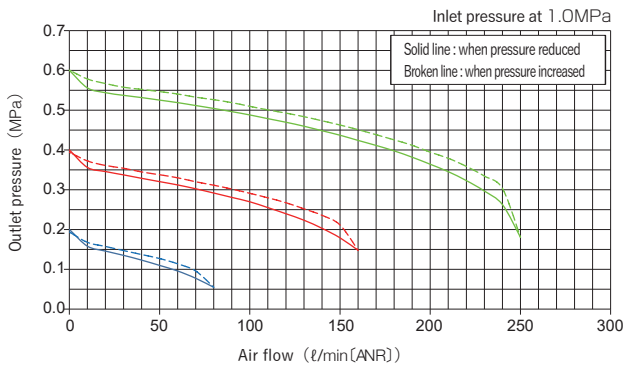
Model	F1	F2	F3	F4	F5	F6	F7	F8	T1	T2	Release-ring						Weight (g)	Price (\$)
											øZ1	X1	Y1	øZ2	X2	Y2		
RVUMP5/32-5/32	15	30	4.2	17	10.1	20.2	10.2	9	24.5	15	-	9.8	7.8	-	9.8	7.8	23	39.82
RVUMP1/4-5/32	15	30	4.2	17	10.1	20.2	10.2	9	24.5	15	-	11.8	9.8	-	9.8	7.8	23	41.64
RVUMP1/4-1/4															11.8	9.8		41.64
RVUMP5/16-1/4	19.9	39.7	4.1	21.3	11.6	23.2	9.1	13	28.4	19	13.8	-	-	11.8	-	-	36	45.91
RVUMP5/16-5/16														13.8	-	-		45.91
RVUMP4-4	15	30	4.2	17	10.1	20.2	10.2	9	24.5	15	-	9.8	7.8	-	9.8	7.8	23	39.82
RVUMP6-4	15	30	4.2	17	10.1	20.2	10.2	9	24.5	15	-	11.8	9.8	-	9.8	7.8	23	41.64
RVUMP6-6															11.8	9.8		41.64
RVUMP8-6	19.9	39.7	4.1	21.3	11.6	23.2	9.1	13	28.4	19	13.8	-	-	11.8	-	-	36	45.91
RVUMP8-8														13.8	-	-		45.91

※) The dimensions of the mounting holes are exact same as the previous models

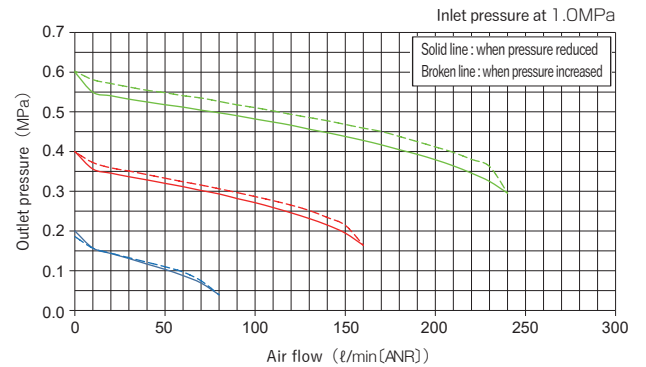
Characteristics of Inline regulator (RVUP) • Inline regulator with Gauge (RVUMP)

Flow characteristics

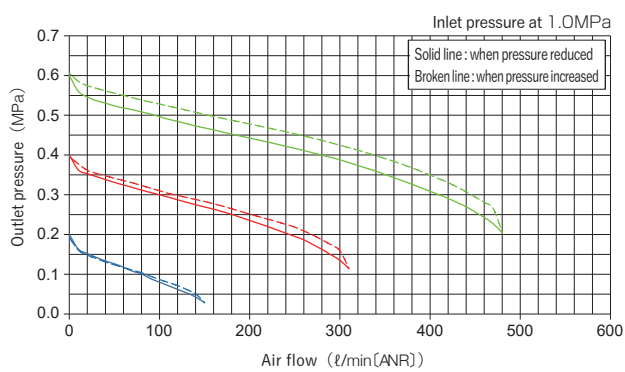
RVUP5/32-5/32, RVUP4-4, RVUMP5/32-5/32, RVUMP4-4



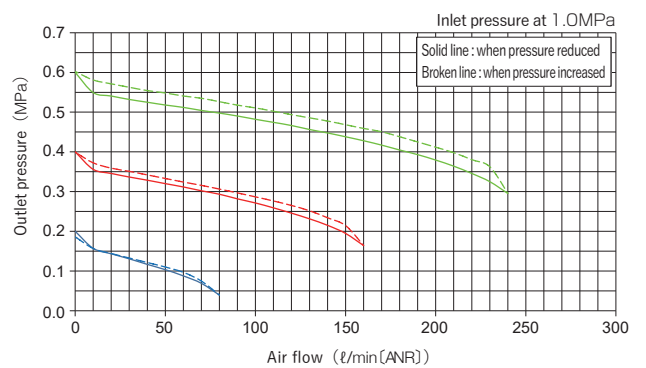
RVUP1/4-5/32, RVUMP1/4-5/32



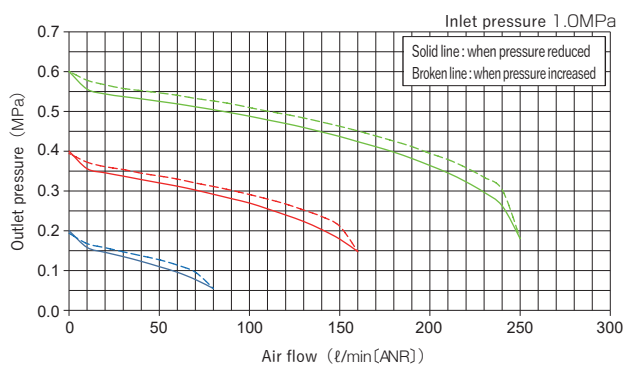
RVUP1/4-1/4, RVUMP1/4-1/4



RVUP6-4, RVUMP6-4



RVUP6-6, RVUMP6-6



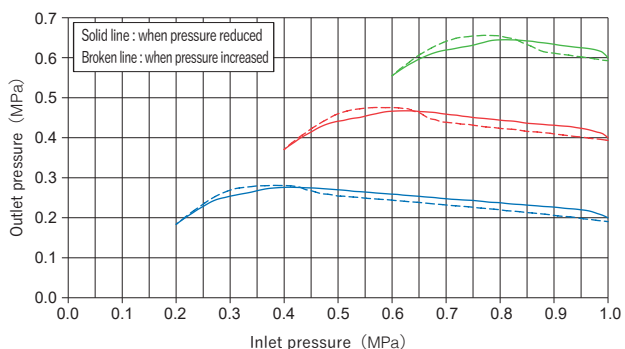
Pressure characteristics ※1)

RVUP4-4, RVUP5/32-5/32, RVUMP4-4, RVUMP5/32-5/32

RVUP6-4, RVUMP6-4, RVUP6-6, RVUMP6-6

RVUP1/4-5/32, RVUMP1/4-5/32

RVUP1/4-1/4, RVUMP1/4-1/4



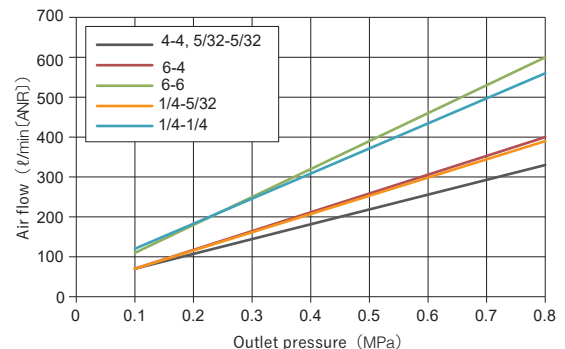
Free flow ※2)

RVUP4-4, RVUP5/32-5/32, RVUMP4-4, RVUMP5/32-5/32

RVUP6-4, RVUMP6-4, RVUP6-6, RVUMP6-6

RVUP1/4-5/32, RVUMP1/4-5/32

RVUP1/4-1/4, RVUMP1/4-1/4

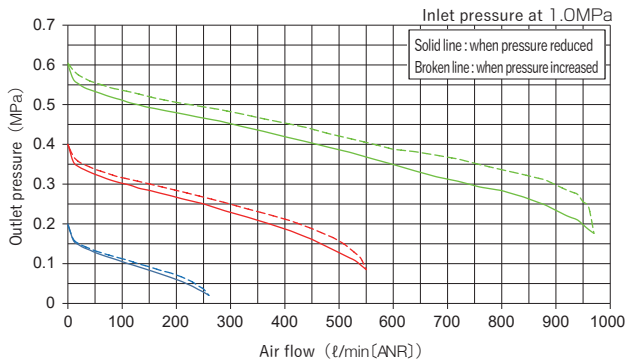


※1) The inlet pressure changes from 1.0MPa → Set pressure (0.2, 0.4 and 0.6MPa) → 1.0MPa

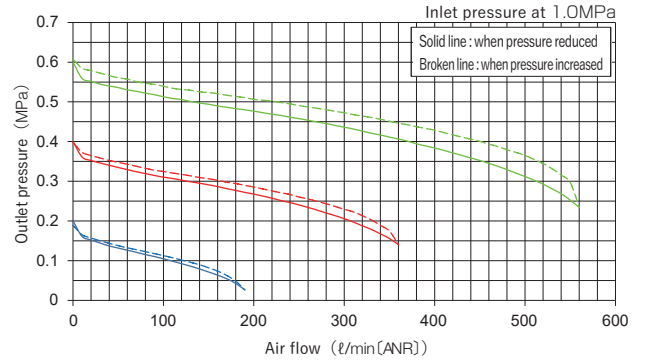
※2) Air flow from the outlet port to the inlet port

Flow characteristics

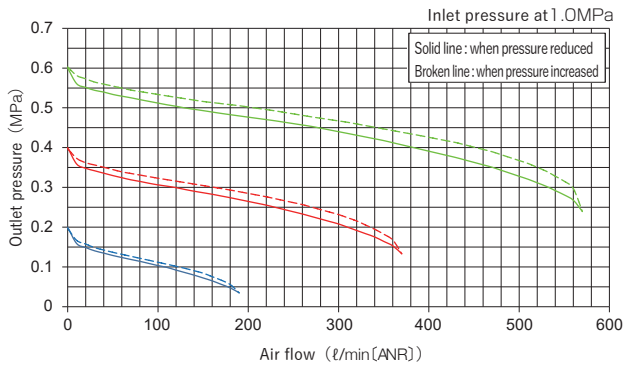
RVUP5/16-5/16, RVUP8-8
RVUMP5/16-5/16, RVUMP8-8



RVUP8-6, RVUMP8-6

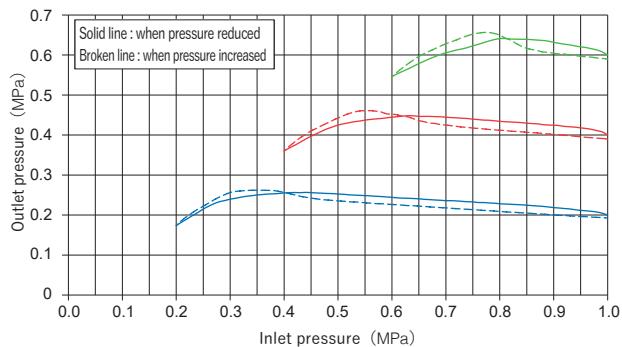


RVUP5/16-1/4, RVUMP5/16-1/4



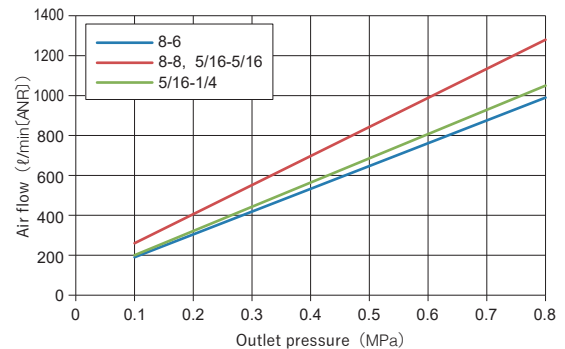
Pressure characteristics ※1)

RVUP8-6, RVUMP8-6,
RVUP8-8, RVUP5/16-5/16
RVUMP8-8, RVUMP5/16-5/16
RVUP5/16-1/4, RVUMP5/16-1/4



Free flow ※2)

RVUP8-6, RVUMP8-6,
RVUP8-8, RVUP5/16-5/16
RVUMP8-8, RVUMP5/16-5/16
RVUP5/16-1/4, RVUMP5/16-1/4



※ 1) The inlet pressure changes from 1.0MPa → Set pressure (0.2, 0.4 and 0.6MPa) → 1.0MPa

※ 2) Air flow from the outlet port to the inlet port